

iC60N circuit breakers (curve B, C, D)

CEI/EN 60947-2 BS/EN 60898-1

- Disbo iC60N circuit breakers are multi-standard circuit breakers which combine the following functions:
 - circuit protection against short-circuit currents,
 - circuit protection against overload currents,
 - suitable for industrial isolation according to IEC/EN 60947-2, standard.
 - fault tripping indication by a red mechanical indicator in circuit breaker front face.



Alternating current (AC) 50/60 Hz

Breaking capacity (Icu) according to IEC/EN 60947-2						Service breaking capacity (Ics)
	Voltage (Ue)					
Ph/Ph (2P, 3P, 4P)	12 to 133 V	220 to 240 V	380 to 415 V	440 V		100 % of Icu
Ph/N (1P, 1P+N)	12 to 60 V	100 to 133 V	220 to 240 V	-		
Rating (In)	0.5 to 4 A	50 kA	50 kA	50 kA	25 kA	75 % of Icu
	6 to 63 A	36 kA	20 kA	10 kA	6 kA	

Breaking capacity (Icn) according to IEC/EN 60898-1	
	Voltage (Ue)
Ph/Ph	400 V
Ph/N	230 V
Rating (In)	0.5 to 63 A 6000 A

Direct current (DC)


Breaking capacity (Icu) according to IEC/EN 60947-2						Service breaking capacity (Ics)
	Voltage (Ue)					
Between +/-	12 to 48 V	72 V	100 to 133 V		220 to 250 V	100 % of Icu
Number of poles	1P		2P (in series)	3P (in series)	4P (in series)	
Rating (In)	1 to 63 A	15 kA	6 kA	6 kA	15 kA	6 kA

Catalogue numbers

Disbo iC60N circuit breaker

Type	1P			2P		
Auxiliaries	Module CA907022			Module CA907022		
Calibre (In)	Curve			Curve		
	B	C	D	B	C	D
0.5 A	A9F43170	A9F44170	A9F45170	A9F43270	A9F44270	A9F45270
1 A	A9F43101	A9F44101	A9F45101	A9F43201	A9F44201	A9F45201
2 A	A9F43102	A9F44102	A9F45102	A9F43202	A9F44202	A9F45202
3 A	A9F43103	A9F44103	A9F45103	A9F43203	A9F44203	A9F45203
4 A	A9F43104	A9F44104	A9F45104	A9F43204	A9F44204	A9F45204
6 A	A9F43106	A9F44106	A9F45106	A9F43206	A9F44206	A9F45206
10 A	A9F43110	A9F44110	A9F45110	A9F43210	A9F44210	A9F45210
16 A	A9F43116	A9F44116	A9F45116	A9F43216	A9F44216	A9F45216
20 A	A9F43120	A9F44120	A9F45120	A9F43220	A9F44220	A9F45220
25 A	A9F43125	A9F44125	A9F45125	A9F43225	A9F44225	A9F45225
32 A	A9F43132	A9F44132	A9F45132	A9F43232	A9F44232	A9F45232
40 A	A9F43140	A9F44140	A9F45140	A9F43240	A9F44240	A9F45240
50 A	A9F43150	A9F44150	A9F45150	A9F43250	A9F44250	A9F45250
63 A	A9F43163	A9F44163	A9F45163	A9F43263	A9F44263	A9F45263
Width in 9-mm modules	2			4		
Accessories	Module CA907021			Module CA907021		

iC60N circuit breakers (curve B, C, D) (cont.)

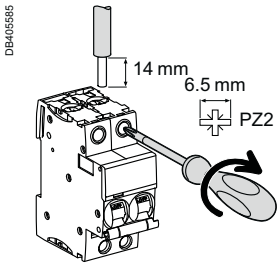


- Increased product service life thanks to:
 - overvoltage resistance by high level of industrial performances conception (pollution degree, rated impulse withstand voltage and insulation voltage),
 - high performance limitation (see limitation curves),
 - fast closing independent of the speed of actuation of the toggle.
- Remote indication, open/closed/tripped, by optional auxiliary contacts.
- Top or bottom electrical feeding.

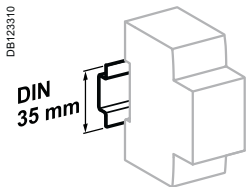
3P				4P		
Module CA907022				Module CA907022		
Curve				Curve		
B	C	D		B	C	D
A9F43370	A9F44370	A9F45370		A9F43470	A9F44470	A9F45470
A9F43301	A9F44301	A9F45301		A9F43401	A9F44401	A9F45401
A9F43302	A9F44302	A9F45302		A9F43402	A9F44402	A9F45402
A9F43303	A9F44303	A9F45303		A9F43403	A9F44403	A9F45403
A9F43304	A9F44304	A9F45304		A9F43404	A9F44404	A9F45404
A9F43306	A9F44306	A9F45306		A9F43406	A9F44406	A9F45406
A9F43310	A9F44310	A9F45310		A9F43410	A9F44410	A9F45410
A9F43216	A9F44316	A9F45316		A9F43416	A9F44416	A9F45416
A9F43220	A9F44320	A9F45320		A9F43420	A9F44420	A9F45420
A9F43225	A9F44325	A9F45325		A9F43425	A9F44425	A9F45425
A9F43232	A9F44332	A9F45332		A9F43432	A9F44432	A9F45432
A9F43240	A9F44340	A9F45340		A9F43440	A9F44440	A9F45440
A9F43250	A9F44350	A9F45350		A9F43450	A9F44450	A9F45450
A9F43263	A9F44363	A9F45363		A9F43463	A9F44463	A9F45463
6				8		
Module CA907021				Module CA907021		

iC60N circuit breakers (curve B, C, D) (cont.)

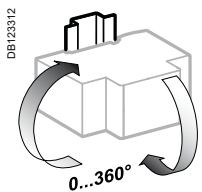
Connection



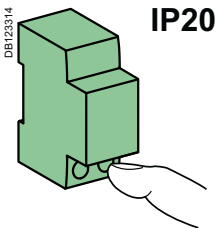
Rating	Tightening torque	Without accessory		With accessories			
		Rigid	Flexible or ferrule	50 mm ² Al terminal	Screw-on connection for ring terminal	Rigid cables	Flexible cables
0.5 to 25 A	2 N.m	1 to 25 mm ²	1 to 16 mm ²	-	Ø 5 mm	-	-
32 to 63 A	3.5 N.m	1 to 35 mm ²	1 to 25 mm ²	50 mm ²	-	3 x 16 mm ²	3 x 10 mm ²



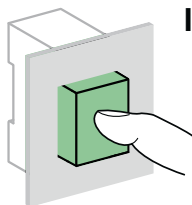
Clip on DIN rail 35 mm.



Indifferent position of installation.



IP20



IP40

Technical data

Main characteristics

According to IEC/EN 60947-2

Insulation voltage (U _i)	500 V AC	
Pollution degree	3	
Rated impulse withstand voltage (U _{imp})	6 kV	
Thermal tripping	Reference temperature	50 °C
	Temperature derating	See module CA908007
Magnetic tripping	B curve	4 I _n ± 20 %
	C curve	8 I _n ± 20 %
	D curve	12 I _n ± 20 %
Utilization category	A	

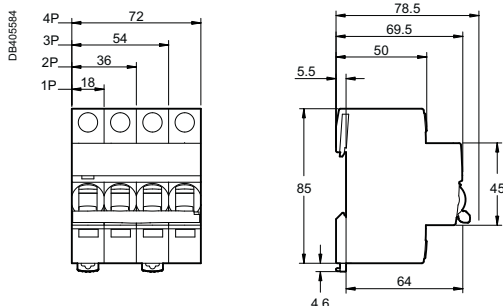
According to IEC/EN 60898-1

Limitation class	3
Rated making and breaking capacity of an individual pole (I _{cn1})	I _{cn1} = I _{cn}

Additional characteristics

Breaking capacity under 1 pole with IT 380-415 V isolated neutral system (case of double fault)	40 A	4 kA
	50/63 A	3 kA
Degree of protection (IEC 60529)	Device only	IP20
	Device in modular enclosure	IP40 Insulation classe II
Endurance (O-C)	Electrical	10,000 cycles
	Mechanical	20,000 cycles
Overvoltage category (IEC 60364)		IV
Operating temperature		-35°C to +70°C
Storage temperature		-40°C to +85°C
Tropicalization (IEC 60068-1)		Treatment 2 (relative humidity 95 % to 55°C)

Dimensions (mm)



Weight (g)

Circuit-breaker

Type	iC60N
1P	125
2P	250
3P	375
4P	500